

“But the goal of our instruction is love from a pure heart and a good conscience and a sincere faith.”

I Timothy 1:5

Monthly Moments

At Little Champs Mother's Day Out

March 2010

Musical moments

Kids enjoy several types of activities... they enjoy manipulating things with their hands, they enjoy music, and they enjoy making noise. Try these easy to make musical instruments for some interactive time with your child. To create a tambourine you need 2 heavy duty paper plates,

stapler or glue, string, jingle bells, and crayons. Decorate the outside of the paper plates and staple or glue them together facing each other. Make holes around the plates and tie jingle bells to the holes. To make a guitar get an empty shoe box, rubber bands, and a ruler or

stick. Stretch the rubber bands around the open box and attach the ruler or stick to the back of the box to be the arm of the guitar. All you have to do to play the guitar is strum the rubber bands. Be sure to take lots of pictures of the creation as well as the concert.



Time Flies by Larry Keele



Can you believe that it's already time for our March issue? Time has a way of flying! Before you know it, it will be time for the school term to end and another class of pre-K's to graduate! I'm sure that for most parents, in some ways it seems preschool days will never be over, but in other ways, it seems that school has

only been in session a short time.

That leads me to the concept that I wanted to share with you. It is one that was told to me years ago when my children were young and one that I want to share with you while yours are just in the

beginning stages of life. That is simple—so simple that you will be prone to blow it off. I was. Yet, here I am sharing it with you. If God blesses you with enough years, you too will one day have the same truth to pass along to others that follow you. The truth? It's simple: *They grow up fast!*

Upcoming Events:

- * Letters J, R, O, E. Don't forget Show-and-Tell!
- * Numbers 2, 3, and 4.
- * Rodeo Day 3-11.
- * Spring Break 3-16 and 3-18. No School!
- * Easter Egg Hunt 4-1.

Artist's Corner:



Luke is a very energetic and creative little boy who loves to play and have fun. He is always a joy!

Melody is a special and bright little girl who loves to create things at school. She is such a helper!



To sum it up

February was a great month! It was a full month with no days off so we were able to get a lot done. We learned about four letters and three shapes. We finished our series of shapes and started working on numbers. We know time is getting short when we finish all the colors and all the shapes and have started working on numbers. This year has gone way too quickly! The days the kids really love are the party days and February had one of our

favorites. It was great to have Valentine's Day in February following our January visit from the dental hygienist! I don't think dental care entered a single mind the entire day. Our Valentine's Day parties were



great and that is in large part because of the wonderful and supportive parents of our kids. Thank you so much for all you do to make each and every day so wonderful. We couldn't do it without you!

Teaching by Example by Lisa Killough

For those of you who don't know, I have 3 children. My oldest, Elizabeth is in 6th grade this year. She rides the bus home from school every afternoon, but I drive her to school in the morning. Every morning I am amazed at what parents in the car pool line are "teaching" their children. Things like...I don't have to wait in this line like every one else...I know she let me in line but I don't have to

wave "Thank You," etc. Our children are always watching us. Being a parent is a tough job, but so important. It is vital that we act like the kinds of people we want our children to grow into. Simple things like treating others fairly and using manners are

Using manners (Please, Thank You) with your kids will teach them how to use manners with others.


taught from those people our children look up to...especially parents and teachers. Matthew 22:37-38 teaches us "Love the Lord your God with all your heart with all your soul and with all your mind...Love your neighbor as yourself." Using manners, being respectful, following rules when dealing with others and our own children will teach our children so many vital lessons.

Time Flies... continued

If you are like I was, you're probably thinking, "Sure" as your "taxi" continues non-stop to the next birthday party, sporting event, or other activity. Yet, I am here to tell you. It will be over sooner than you think—almost in the "blink of an eye." So, now that it is March—it's a *great* time to *take* time with your child. Go to the park and fly a kite. Try the zoo. Get the bike out of the garage. Turn off your child's iPods and video

games and take a good old-fashioned walk. While you are at it, take time to talk to your little one about our Great God who gives us the wind to make the kite fly high. Remind them of our Maker who gave us eyes to see and legs to run.

If the weather stays cold, pull them up into your lap, and take time to read a book or tell a Bible story to



them.

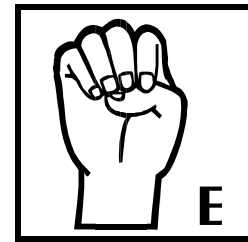
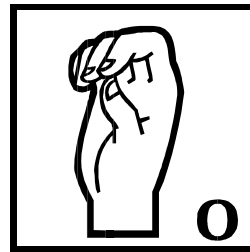
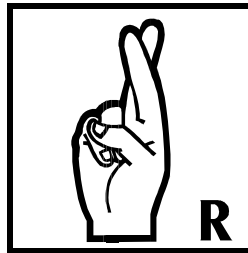
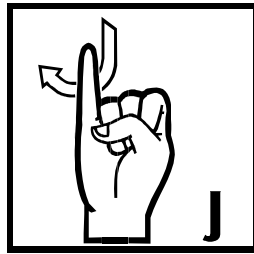
Eph. 5:16 says to make "the most" (or "redeem"—"to buy back") the time." So,

use your time with your precious young children well! It's fleeting! They don't stay young long! Just ask me.

Terrific Tuesdays

On Tuesdays in March, we will be learning about the letters J, R, O, and E. Be sure to remember to send a show-and-tell item that begins with the letter for that week. It is so much fun to watch the kids describe the things they bring. They are always very excited to share with their classmates. Here are the four letters we will be learning about in the month of March. Look for things around the house or things

your child likes to eat that begin with each letter.



Don't forget that Tuesday the 16th is a holiday... enjoy your Spring Break!

Thursday's the day

We will continue learning about numbers on Thursdays in March. We will cover the numbers 2, 3, and 4. Waiting in the parking lot at school or in line at a stop sign is a great chance to look for these numbers in license plates on other cars. You can even play "I spy" with your kids using numbers.



The 11th is Rodeo Day and the 18th is a holiday... enjoy your Spring Break!

April the 1st is our Easter Egg Hunt.

Mark your calendar





March marks the beginning of Spring and all the fun activities that go along with that. We have a lot planned for this month so get ready! Rodeo Day is Thursday the 11th. This is one of the most exciting events we have for the kids. They get

to ride horses and wear all their cowboy (or cowgirls) clothes. They love it a lot so remember when picking out their western attire... there is no such thing as too much! March 14th is the day we Spring forward so be sure to set your clocks an hour ahead. The next week is Spring Break so we will not have school on the

16th and the 18th. Hopefully it will be great weather for some Spring time activities. Also keep in mind that April 1st is a Thursday and we will be having our Easter Egg Hunt on that day! I know it's April Fool's Day, too, but we really will be having our Easter festivities. No fooling!!



March 2010

Sun	Mon	Tue	Wed	Thu	Fri	Sat
	1	2 Letter J Show-and-Tell	3	4 Number 2	5	6
7	8	9 Letter R Show-and-Tell	10 Tuition Due 	11 Number 3	12 Rodeo Day 	13
14 Spring forward...	15	16 No School!	17	18 No School!	19	20
21	22	23 Letter O Show-and-Tell	24	25 Number 4	26	27
28	29	30 Letter E Show-and-Tell	31	April 1 Easter Egg Hunt		